











SPOTlight: School Year 2022-2023


Parkway West High School			
School Code	5090	Principal Name	William Brown
Sector	District	Address	4725 Fairmount Ave
Network	Network 13	Phone	215 400 7710
Report Type	High School	Admission Category	Criteria Based
Receives K8 Report	No	October 1 Enrollment	227
Grades in Report	9 12		
Website	parkwaywest.philasd.org		

School Performance Outcomes Table

CONDITIONS FOR SUCCESS				
Metric Name	2021-22 Results	2022-23 Results	2022-23 Progress	Metric Description
Student Attendance	47.3%	52.1%	+4.8 %-pts 	Percentage of students attending 90% or more of instructional days
Teacher Attendance	90.5%	82.4%	-8.2 %-pts 	Percentage of teachers attending 90% or more of work days
Student Dropouts (Grades 9-12)	12	12	+0 	Number of students no longer enrolled, and who did not transfer or graduate
Graduation Rate (4-Year Cohort)	85.5%	91.1%	+5.6 %-pts 	Percentage of students graduating high school within four years of first-time enrollment in 9th grade

ACADEMIC GOALS						
Metric Name	2018-19 Results*	2022-23 Results	2022-23 Progress	2018-19 Results*	2022-23 Results	2022-23 Progress
Goal 4: Best by 11th Grade	Keystone Proficient or Advanced			Keystone Below Basic		
Algebra 1	30.7%	2.5%	-28.2 %-pts 	13.5%	35.0%	+21.5 %-pts 
Biology	15.7%	25.6%	+9.9 %-pts 	35.3%	33.3%	-2.0 %-pts 
Literature	34.0%	46.0%	+12.0 %-pts 	16.0%	8.1%	-7.9 %-pts 

* Due to COVID-19 pandemic-related test cancellations and exemptions, Keystone results for 2022-23 are compared to pre-pandemic (2018-19) performance.

Metric Name	2021-22 Results	2022-23 Results	2022-23 Progress	Metric Description
Goal 5: Grade 12 CTE	NOCTI Competent or Advanced			
NOCTI	75.8%	93.8%	+18.0 %-pts 	Percentage of students passing the industry standards assessment specific to each Career and Technical Education (CTE) program

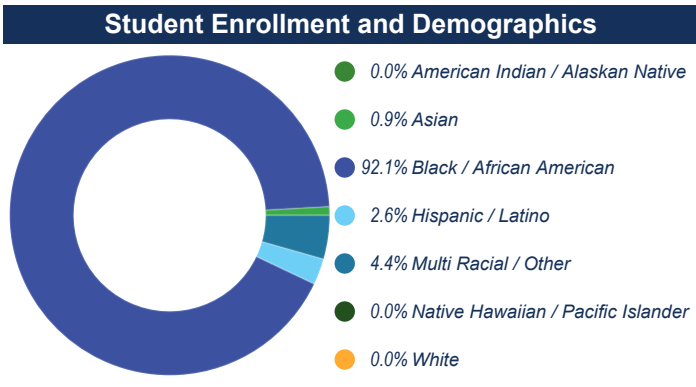
All SPOTlight indicator colors are based on unrounded changes in results. Percentage point changes are rounded to the nearest tenth for display.

SPOTlight Legend:	Improving 	Maintaining 	Not Improving 
-------------------	---	--	---

Parkway West High School

2022-2023 SCHOOL PROGRESS REPORT ON EDUCATION AND EQUITY

School Code | 5090 Sector | District Network | Network 13
 Principal Name | William Brown
 Address | 4725 Fairmount Ave Phone | 215-400-7710
 Website | parkwaywest.philasd.org Report Type | High School
 Grades in Report | 9-12 Admissions Category | Criteria-Based
 Receives K8 Report | No Oct 1 Enrollment | 227



242 # of Students Served Over the Full Year	21.6% % of Students with IEPs
3.1% % of Students Identified as English Learners	81.5% % of Students Identified as Economically Disadvantaged

Student Attendance

28.9% % of Students Attending at Least 95% of Instructional Days	52.1% % of Students Attending at Least 90% of Instructional Days
--	--

Score Level	Performance	Improvement	Level
Not Applicable for 2022-2023			
Performance Insufficient Data for Score	Black / African American		
	Insufficient Data for Score	Insufficient Data for Score	NA
Improvement Improving in 7 out of 13 Eligible Metrics 53.9%	Hispanic / Latino		
	Insufficient Data for Score	Insufficient Data for Score	NA
Goal Performance (All Students) Four-Year Cohort Graduation Rate Score: 91.1% IMPROVING +5.6 From Prior Year ✓	Multi Racial / Other		
	Insufficient Data for Score	Insufficient Data for Score	NA
GOAL 4 Keystone: % of Students Proficient or Advanced on All 3 Keystones, Grade 11 Score: 0.0% NOT IMPROVING -5.8 From Prior Year ✗	White		
	Insufficient Data for Score	Insufficient Data for Score	NA
GOAL 5 % of 12th Grade CTE Students Meeting Industry Standards Score: 93.8% IMPROVING +18.0 From Prior Year ✓	American Indian / Alaskan Native		
	Insufficient Data for Score	Insufficient Data for Score	NA
<ul style="list-style-type: none"> Improving Maintaining Not Improving Not Applicable 	Asian		
	Insufficient Data for Score	Insufficient Data for Score	NA
	Native Hawaiian / Pacific Islander		
	Insufficient Data for Score	Insufficient Data for Score	NA
	English Learners		
	Insufficient Data for Score	Insufficient Data for Score	NA
	Students with IEPs		
	Insufficient Data for Score	Insufficient Data for Score	NA
	Economically Disadvantaged		
	Insufficient Data for Score	Insufficient Data for Score	NA

Climate, Culture & Opportunity

Conditions for Success

School Code | 5090 School Name | Parkway West High School

% of Students Attending 90%+ of Days

All Students

242 Students

Score: 52.1%



IMPROVING

+4.8 From Prior Year



% of Students Attending

Greater Than 95% of Instructional Days

28.9%

90-95% of Instructional Days

23.1%

85-90% of Instructional Days

13.2%

80-85% of Instructional Days

9.5%

Less than 80% of Instructional Days

25.2%

Number of Dropouts

All Students

Grades 9-12

Students: 12

MAINTAINING

+0.0 From Prior Year



% of Students Receiving Zero Out-of-School Suspensions

All Students

242 Students

Score: 93.8%



NOT IMPROVING

-5.9 From Prior Year



* Schools that are performing at the most positive value for a metric automatically receive a label of "Improving", even if no change in performance occurred.

Climate, Culture & Opportunity

Conditions for Success

School Code | 5090 School Name | Parkway West High School

% of Teachers Attending 90%+ of Days

All Teachers

17 Teachers

Score: 82.4%



NOT IMPROVING

-8.2 From Prior Year



Additional Teacher Metrics

0.0%

% of Teachers Rated as Distinguished

100.0%

% of Teachers Rated as Proficient

75.0%




Year-to-Year Teacher Retention

* Schools that are performing at the most positive value for a metric automatically receive a label of "Improving", even if no change in performance occurred.

College & Career: Every Student Graduates Ready for College and Careers

Conditions for Success

School Code | 5090 School Name | Parkway West High School







Four-Year Cohort Graduation Rate	Other Key Metrics		
<p>All Students 51 out of 56 Students</p> <p>Score: 91.1%</p> <p>IMPROVING +5.6 From Prior Year </p>			
<p>Black / African American 48 out of 52 Students</p> <p>Score: 92.3%</p> <p>IMPROVING +7.3 From Prior Year </p>	<p>37.5%</p> <p>Ninth-Grade On-Track Rate</p>		
<p>Hispanic / Latino</p> <p>Insufficient Sample</p>	<p>55.8%</p> <p>First-Fall Matriculation</p>		
<p>Multi Racial / Other</p> <p>Insufficient Sample</p>	<p>44.1%</p> <p>% of Students Completing the FAFSA by End of 12th Grade</p>		
<p>White</p> <p>Insufficient Sample</p>			
<p>American Indian / Alaskan Native</p> <p>Insufficient Sample</p>			
<p>Asian</p> <p>Insufficient Sample</p>			
<p>Native Hawaiian / Pacific Islander</p> <p>Insufficient Sample</p>			
<p>English Learners</p> <p>Insufficient Sample</p>			
<p>Students with IEPs</p> <p>Insufficient Sample</p>			
<p>Economically Disadvantaged 41 out of 46 Students</p> <p>Score: 89.1%</p> <p>MAINTAINING +0.9 From Prior Year </p>			

* Schools that are performing at the most positive value for a metric automatically receive a label of "Improving", even if no change in performance occurred.

College & Career: Every Student Graduates Ready for College and Careers

Goal 4 - Keystone Algebra I Proficiency, Grade 11

School Code | 5090 School Name | Parkway West High School

Keystone Algebra 1: % of Students Proficient or Advanced, Grade 11	Keystone Algebra 1: % of Students Below Basic, Grade 11
<p>All Students 1 out of 40 Students</p> <p>Score: 2.5%</p> <p>NOT IMPROVING -28.2 From Prior Year </p>	<p>All Students 14 out of 40 Students</p> <p>Score: 35.0%</p> <p>NOT IMPROVING +21.5 From Prior Year </p>
<p>Black / African American 1 out of 37 Students</p> <p>Score: 2.7%</p> <p>Not Applicable No Data Prior Year </p>	<p>Black / African American 13 out of 37 Students</p> <p>Score: 35.1%</p> <p>Not Applicable No Data Prior Year </p>
<p>Hispanic / Latino</p> <p>Insufficient Sample</p>	<p>Hispanic / Latino</p> <p>Insufficient Sample</p>
<p>Multi Racial / Other</p> <p>Insufficient Sample</p>	<p>Multi Racial / Other</p> <p>Insufficient Sample</p>
<p>White</p> <p>Insufficient Sample</p>	<p>White</p> <p>Insufficient Sample</p>
<p>American Indian / Alaskan Native</p> <p>Insufficient Sample</p>	<p>American Indian / Alaskan Native</p> <p>Insufficient Sample</p>
<p>Asian</p> <p>Insufficient Sample</p>	<p>Asian</p> <p>Insufficient Sample</p>
<p>Native Hawaiian / Pacific Islander</p> <p>Insufficient Sample</p>	<p>Native Hawaiian / Pacific Islander</p> <p>Insufficient Sample</p>
<p>English Learners</p> <p>Insufficient Sample</p>	<p>English Learners</p> <p>Insufficient Sample</p>
<p>Students with IEPs</p> <p>Insufficient Sample</p>	<p>Students with IEPs</p> <p>Insufficient Sample</p>
<p>Economically Disadvantaged 1 out of 37 Students</p> <p>Score: 2.7%</p> <p>Not Applicable No Data Prior Year </p>	<p>Economically Disadvantaged 13 out of 37 Students</p> <p>Score: 35.1%</p> <p>Not Applicable No Data Prior Year </p>







* Schools that are performing at the most positive value for a metric automatically receive a label of "Improving", even if no change in performance occurred.

* Due to COVID-19 pandemic-related test cancellations and exemptions, Keystone results for 2022-2023 are compared to pre-pandemic (2018-2019) performance; 2018-2019 subgroup data are not included.

College & Career: Every Student Graduates Ready for College and Careers

Goal 4 - Keystone Biology Proficiency, Grade 11

School Code | 5090 School Name | Parkway West High School

Keystone Biology: % of Students Proficient or Advanced, Grade 11	Keystone Biology: % of Students Below Basic, Grade 11
<p>All Students 10 out of 39 Students</p> <p>Score: 25.6%</p> <p>IMPROVING +9.9 From Prior Year </p>	<p>All Students 13 out of 39 Students</p> <p>Score: 33.3%</p> <p>IMPROVING -2.0 From Prior Year </p>
<p>Black / African American 8 out of 35 Students</p> <p>Score: 22.9%</p> <p>Not Applicable No Data Prior Year </p>	<p>Black / African American 11 out of 35 Students</p> <p>Score: 31.4%</p> <p>Not Applicable No Data Prior Year </p>
<p>Hispanic / Latino</p> <p>Insufficient Sample</p>	<p>Hispanic / Latino</p> <p>Insufficient Sample</p>
<p>Multi Racial / Other</p> <p>Insufficient Sample</p>	<p>Multi Racial / Other</p> <p>Insufficient Sample</p>
<p>White</p> <p>Insufficient Sample</p>	<p>White</p> <p>Insufficient Sample</p>
<p>American Indian / Alaskan Native</p> <p>Insufficient Sample</p>	<p>American Indian / Alaskan Native</p> <p>Insufficient Sample</p>
<p>Asian</p> <p>Insufficient Sample</p>	<p>Asian</p> <p>Insufficient Sample</p>
<p>Native Hawaiian / Pacific Islander</p> <p>Insufficient Sample</p>	<p>Native Hawaiian / Pacific Islander</p> <p>Insufficient Sample</p>
<p>English Learners</p> <p>Insufficient Sample</p>	<p>English Learners</p> <p>Insufficient Sample</p>
<p>Students with IEPs</p> <p>Insufficient Sample</p>	<p>Students with IEPs</p> <p>Insufficient Sample</p>
<p>Economically Disadvantaged 9 out of 36 Students</p> <p>Score: 25.0%</p> <p>Not Applicable No Data Prior Year </p>	<p>Economically Disadvantaged 13 out of 36 Students</p> <p>Score: 36.1%</p> <p>Not Applicable No Data Prior Year </p>







* Schools that are performing at the most positive value for a metric automatically receive a label of "Improving", even if no change in performance occurred.

* Due to COVID-19 pandemic-related test cancellations and exemptions, Keystone results for 2022-2023 are compared to pre-pandemic (2018-2019) performance; 2018-2019 subgroup data are not included.

College & Career: Every Student Graduates Ready for College and Careers

Goal 4 - Keystone Literature Proficiency, Grade 11

School Code | 5090 School Name | Parkway West High School

Keystone Literature: % of Students Proficient or Advanced, Grade 11	Keystone Literature: % of Students Below Basic, Grade 11
<p>All Students 17 out of 37 Students</p> <p>Score: 46.0%</p> <p>IMPROVING +12.0 From Prior Year </p>	<p>All Students 3 out of 37 Students</p> <p>Score: 8.1%</p> <p>IMPROVING -7.9 From Prior Year </p>
<p>Black / African American 16 out of 33 Students</p> <p>Score: 48.5%</p> <p>Not Applicable No Data Prior Year </p>	<p>Black / African American 1 out of 33 Students</p> <p>Score: 3.0%</p> <p>Not Applicable No Data Prior Year </p>
<p>Hispanic / Latino</p> <p>Insufficient Sample</p>	<p>Hispanic / Latino</p> <p>Insufficient Sample</p>
<p>Multi Racial / Other</p> <p>Insufficient Sample</p>	<p>Multi Racial / Other</p> <p>Insufficient Sample</p>
<p>White</p> <p>Insufficient Sample</p>	<p>White</p> <p>Insufficient Sample</p>
<p>American Indian / Alaskan Native</p> <p>Insufficient Sample</p>	<p>American Indian / Alaskan Native</p> <p>Insufficient Sample</p>
<p>Asian</p> <p>Insufficient Sample</p>	<p>Asian</p> <p>Insufficient Sample</p>
<p>Native Hawaiian / Pacific Islander</p> <p>Insufficient Sample</p>	<p>Native Hawaiian / Pacific Islander</p> <p>Insufficient Sample</p>
<p>English Learners</p> <p>Insufficient Sample</p>	<p>English Learners</p> <p>Insufficient Sample</p>
<p>Students with IEPs</p> <p>Insufficient Sample</p>	<p>Students with IEPs</p> <p>Insufficient Sample</p>
<p>Economically Disadvantaged 17 out of 34 Students</p> <p>Score: 50.0%</p> <p>Not Applicable No Data Prior Year </p>	<p>Economically Disadvantaged 3 out of 34 Students</p> <p>Score: 8.8%</p> <p>Not Applicable No Data Prior Year </p>

* Schools that are performing at the most positive value for a metric automatically receive a label of "Improving", even if no change in performance occurred.

* Due to COVID-19 pandemic-related test cancellations and exemptions, Keystone results for 2022-2023 are compared to pre-pandemic (2018-2019) performance; 2018-2019 subgroup data are not included.

College & Career: Every Student Graduates Ready for College and Careers

Goal 4 - Keystone Overall Proficiency, Grade 11

Goal 5 - Career and Technical Education, Grade 12

School Code | 5090 School Name | Parkway West High School

Keystone All Subjects: % of Students Proficient or Advanced, Grade 11

All Students
0 out of 42 Students

Score: 0.0%

NOT IMPROVING

-5.8 From Prior Year



Black / African American
0 out of 38 Students

Score: 0.0%

Not Applicable

No Data Prior Year



Hispanic / Latino

Insufficient Sample

Multi Racial / Other

Insufficient Sample

White

Insufficient Sample

American Indian / Alaskan Native

Insufficient Sample

Asian

Insufficient Sample

Native Hawaiian / Pacific Islander

Insufficient Sample

English Learners

Insufficient Sample

Students with IEPs

Insufficient Sample

Economically Disadvantaged
0 out of 39 Students

Score: 0.0%

Not Applicable

No Data Prior Year



% of 12th Grade CTE Students Meeting Industry Standards

All Students
32 Students

Score: 93.8%



IMPROVING

+18.0 From Prior Year



* Schools that are performing at the most positive value for a metric automatically receive a label of "Improving", even if no change in performance occurred.
* Due to COVID-19 pandemic-related test cancellations and exemptions, Keystone results for 2022-2023 are compared to pre-pandemic (2018-2019) performance; 2018-2019 subgroup data are not included.